

EIGHT POINTED STAR / STARFLOWER

COLOR #1 (background fabric)

Four - 3 1/2" squares


four - 3 7/8" squares

COLOR #2

four - 3 7/8" squares

COLOR #3

four - 3 7/8" squares



Place right sides together in the following combinations-

Color #1 & #2

#1 & #2

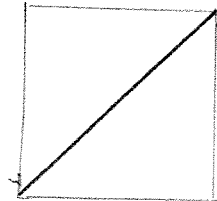
color #3 & #2

color #3 & #2

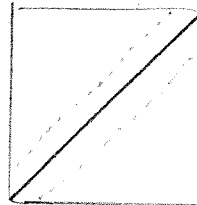
color #3 & #1

#3 & #1

Mark each set on the diagonal.



Sew 1/4" on both sides of drawn line.



Cut apart on solid line.

Press seam allowances towards the darker fabric. Now piece the block, by first making rows and then joining those rows.